

Scaled data based on original data using
LM-79-08 Approved Method: Electrical and Photometric Measurements of Solid-
State Lighting Products

Test Report Prepared for
Cooper Lighting Solutions
(formerly Eaton)

Brand: STREETWORKS

Report Number: P455660

Luminaire Tested: **GLAN-SA6D-760-U-T2**

Issue Date: 1/4/2021

Test Information

Test Method: LM-79-08
Report Number: P455660
TEST IS SCALED FROM IESNA LM-79-08 TEST DATA (G3-2011-042-10)
Test Lab: INNOVATION CENTER
Issue Date: 1/4/2021
Manufacturer: COOPER LIGHTING SOLUTIONS (FORMERLY EATON)
Product Line: STREETWORKS
Catalog Number: GLAN-SA6D-760-U-T2
Description: GALLEON AREA AND ROADWAY LUMINAIRE
(6) 70 CRI, 5700K, 1200mA LIGHTSQUARES WITH 16 LEDS EACH AND TYPE II OPTICS
Light Source: -
Ballast/Driver: ELECTRONIC DRIVER

Summary

Lumens per Lamp: N/A
Luminaire Lumens: 46135 lumens
Efficiency: N/A
Efficacy: 125.4 lumens/watt
Luminous Opening: Rectangular (W 1.5' x L: 1' x H: 0')
IES Classification: Type II - Medium
BUG Rating: B3 - U0 - G5

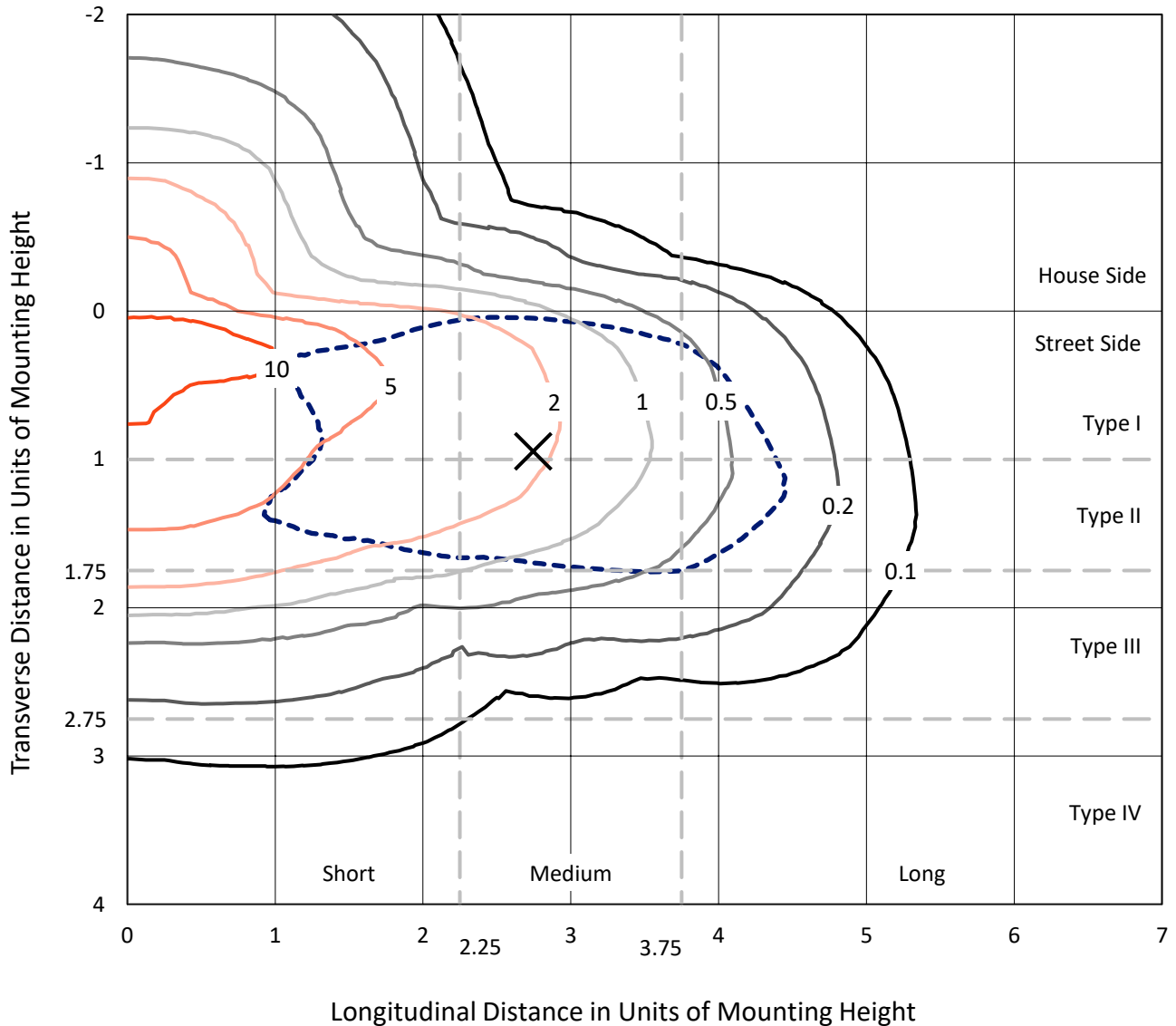
Input Watts (W): 368
Input Voltage (V): NR
Input Current (Ain): NR
Voltage Rise (V): NR
Power Factor: NR
Total Harmonic Distortion (THDi): NR
Frequency (hertz): 60
Stabilization Time: NR
Operation Time: NR
Ambient Temperature (°C): NR
Test Distance: 24 FT



REPORT NUMBER: P455660
 CATALOG NUMBER: GLAN-SA6D-760-U-T2

Iso-Footcandle Lines of Horizontal Illumination

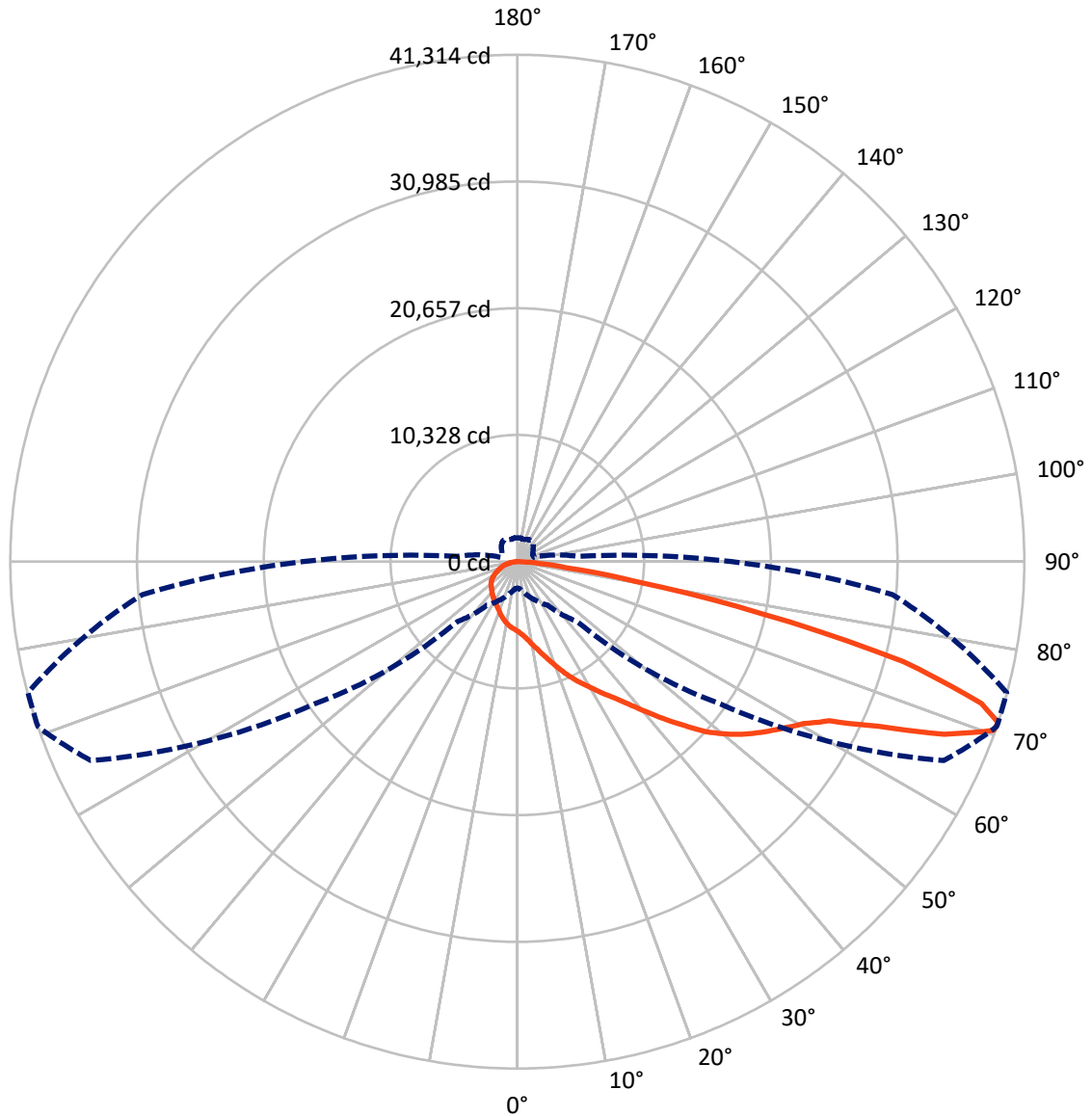
✕ Max cd
 - - - 1/2 Max cd



Based on 25 foot mounting height. Maximum calculated value = 12.9 fc
 Type II - Medium - N/A

REPORT NUMBER: P455660
CATALOG NUMBER: GLAN-SA6D-760-U-T2

Luminous Intensity Polar Plot



— Vertical Plane Through 71-Deg Lateral - - - Horizontal Cone Through 71-Deg Vertical

REPORT NUMBER: P455660

CATALOG NUMBER: GLAN-SA6D-760-U-T2

FLUX DISTRIBUTION:

		Downward	Upward	Total
House Side	Lumens	8297.3	0.0	8297.3
	% Fixture	18.0	0.0	18.0
Street Side	Lumens	37837.7	0.0	37837.7
	% Fixture	82.0	0.0	82.0
Total	Lumens	46135.0	0.0	46135.0
	% Fixture	100.0	0.0	100.0

ZONAL LUMENS:

Zone	Lumens	% Fixture
0°-10°	568.5	1.2
10°-20°	1847.1	4.0
20°-30°	3227.9	7.0
30°-40°	4801.1	10.4
40°-50°	7073.8	15.3
50°-60°	9903.4	21.5
60°-70°	11076.7	24.0
70°-80°	6766.1	14.7
80°-90°	870.4	1.9
90°-100°	0.0	0.0
100°-110°	0.0	0.0
110°-120°	0.0	0.0
120°-130°	0.0	0.0
130°-140°	0.0	0.0
140°-150°	0.0	0.0
150°-160°	0.0	0.0
160°-170°	0.0	0.0
170°-180°	0.0	0.0
0°-90°	46135.0	100.0
0°-180°	46135.0	100.0

Coefficient of Utilization



REPORT NUMBER: P455660

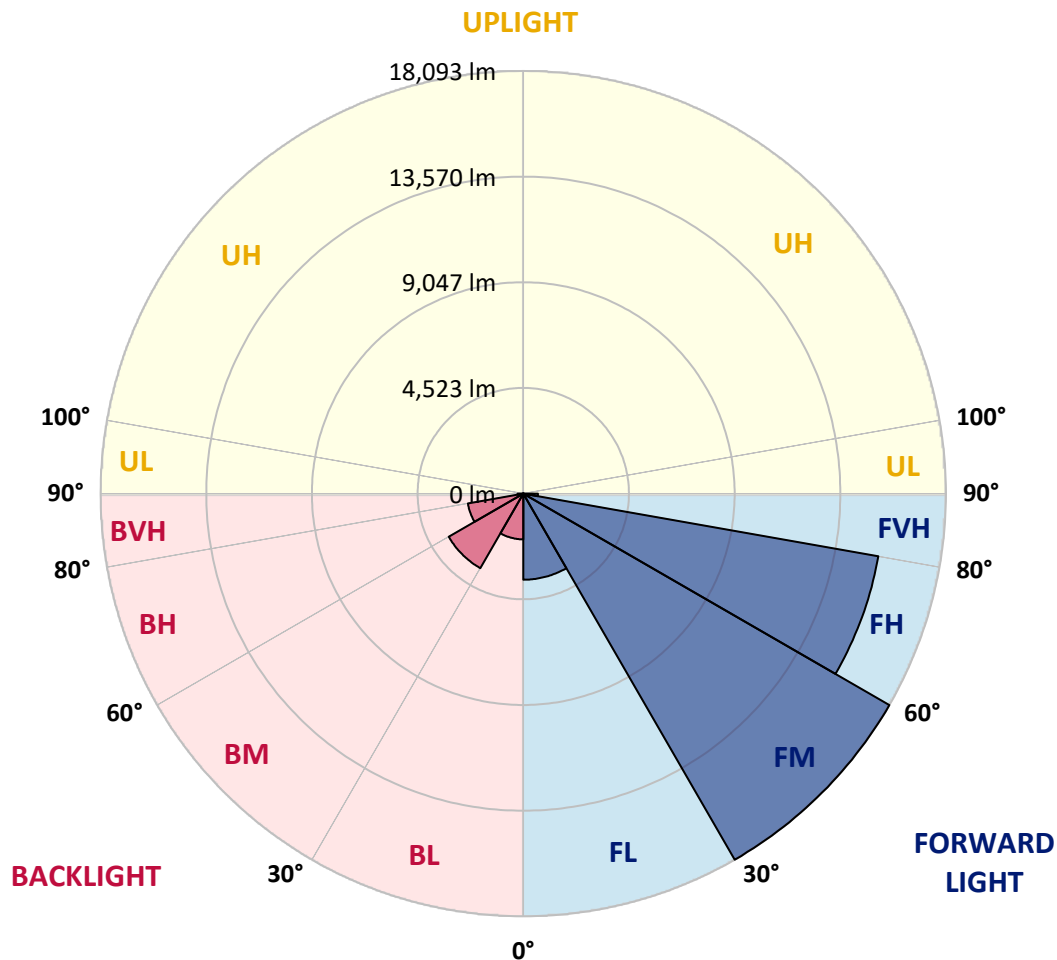
CATALOG NUMBER: GLAN-SA6D-760-U-T2

LUMINAIRE CLASSIFICATION SYSTEM LUMEN TABLE AND BUG RATING:

Zone		Lumens	% Fixture	Zone Rating/Lumen Limit		
				B	U	G
FL	(0°-30°)	3686.2	8.0			
FM	(30°-60°)	18093.2	39.2			
FH	(60°-80°)	15432.0	33.4			G5
FVH	(80°-90°)	626.3	1.4			G4/750
BL	(0°-30°)	1957.3	4.2	B3/2500		
BM	(30°-60°)	3685.1	8.0	B3/5000		
BH	(60°-80°)	2410.7	5.2	B3/2500		G3/2500
BVH	(80°-90°)	244.1	0.5			G3/500
UL	(90°-100°)	0.0	0.0		U0/0	
UH	(100°-180°)	0.0	0.0		U0/0	

BUG Rating: B3-U0-G5

Type II Medium





REPORT NUMBER: P455660

CATALOG NUMBER: GLAN-SA6D-760-U-T2

CANDELA DISTRIBUTION (FULL):

	0°	5°	15°	25°	35°	45°	55°	65°	71°	75°	85°
0°	5662.2	5662.2	5662.2	5662.2	5662.2	5662.2	5662.2	5662.2	5662.2	5662.2	5662.2
2.5°	6285.9	6255.5	6258.0	6214.9	6159.2	6098.3	6012.1	5936.0	5875.2	5839.7	5735.7
5°	6965.5	6935.1	6897.0	6803.2	6762.6	6613.0	6422.9	6250.4	6118.6	6045.0	5837.1
7.5°	7515.7	7508.1	7498.0	7444.7	7340.8	7132.9	6970.6	6671.4	6476.1	6336.7	5981.7
10°	7855.5	7868.2	7875.8	7885.9	7842.8	7733.8	7510.7	7132.9	6884.4	6706.9	6169.3
12.5°	8027.9	8040.6	8083.7	8177.6	8235.9	8223.2	8040.6	7670.4	7328.1	7094.8	6369.6
15°	8134.4	8154.7	8230.8	8355.0	8550.3	8674.5	8585.8	8243.5	7868.2	7591.8	6608.0
17.5°	8251.1	8273.9	8357.6	8535.1	8791.2	9060.0	9156.3	8862.2	8453.9	8124.3	6874.2
20°	8317.0	8347.4	8466.6	8699.9	8999.1	9389.6	9709.1	9554.4	9108.1	8743.0	7181.0
22.5°	8423.5	8448.9	8550.3	8798.8	9156.3	9645.7	10261.9	10228.9	9835.9	9364.2	7518.3
25°	8712.6	8753.1	8803.9	8953.5	9298.3	9906.9	10720.8	10949.0	10540.8	10013.4	7827.6
27.5°	9257.7	9290.7	9288.2	9308.5	9503.7	10132.6	11118.9	11661.6	11240.6	10670.1	8126.8
30°	9879.0	9891.7	9901.8	9856.2	9899.3	10363.3	11484.1	12366.5	11945.6	11344.6	8388.0
32.5°	10634.6	10660.0	10573.8	10457.1	10421.6	10705.6	11785.8	13071.4	12779.8	12029.2	8646.7
35°	11527.2	11593.1	11418.1	11212.8	11068.2	11197.5	12191.5	13791.5	13634.3	12904.0	8989.0
37.5°	12546.5	12627.7	12465.4	12062.2	11856.8	11892.3	12721.5	14681.6	14714.5	13900.6	9498.6
40°	13380.8	13487.3	13492.3	12921.8	12609.9	12650.5	13393.4	15640.0	16017.9	15132.9	10099.6
42.5°	13931.0	14035.0	14144.0	13809.3	13482.2	13712.9	14177.0	16679.7	17483.5	16629.0	10938.9
45°	14534.5	14628.3	14689.2	14537.0	14354.5	14952.9	15122.8	17785.2	19045.5	18300.0	11856.8
47.5°	15234.3	15338.3	15396.6	15252.1	15183.6	16040.7	16142.1	18817.2	20713.9	19922.8	12871.1
50°	16167.5	16246.1	16215.6	16124.4	16109.1	16874.9	17120.9	19783.3	22090.8	21669.9	13923.4
52.5°	17328.8	17422.6	17455.6	17326.3	17267.9	17470.8	17909.5	20663.2	23343.4	23171.0	15046.7
55°	18031.2	18180.8	18682.8	18885.7	19025.2	18241.6	18758.9	21634.4	24466.7	24753.3	16253.7
57.5°	17131.0	17323.7	18447.0	19461.3	20772.2	20168.8	19963.4	22648.6	25590.0	26287.3	17699.0
60°	14935.1	14978.2	16426.1	18294.9	20932.0	22646.1	22476.2	24261.3	26807.2	27834.1	19603.3
62.5°	10360.8	10452.1	12163.6	15145.6	18959.2	23538.7	26751.4	27045.5	28551.7	30149.2	22395.1
65°	5342.7	5223.5	6782.9	9518.9	14293.6	21418.8	30215.1	32165.0	32334.9	33770.1	26325.4
67.5°	3288.8	3342.0	4072.3	5558.2	8451.4	15566.5	29852.5	38420.5	37525.4	38215.2	29974.2
70°	2469.7	2535.7	3037.7	3803.5	5152.5	8900.2	24007.8	39936.9	41187.0	41009.5	31084.8
71°	2147.7	2216.2	2738.5	3461.2	4328.4	6869.1	20227.1	38349.5	41313.7	41283.3	30666.4
72.5°	1830.8	1873.9	2282.1	2931.2	3648.8	4815.2	15196.3	34393.9	39551.5	40563.2	29172.9
75°	1437.7	1470.7	1653.3	2236.5	2872.9	2956.6	8154.7	25785.3	32484.5	34411.6	24286.7
77.5°	1171.5	1194.3	1288.1	1660.9	2216.2	2094.5	4277.7	16783.6	20351.3	22291.1	14306.3
80°	930.6	955.9	1011.7	1125.8	1660.9	1493.5	2041.2	8504.7	9830.8	9810.5	5710.3
82.5°	722.7	730.3	796.2	826.6	1136.0	1059.9	1105.6	3600.7	3988.6	4120.5	2061.5
85°	456.4	479.2	704.9	633.9	679.6	621.2	545.2	1430.1	1762.3	1736.9	824.1
87.5°	139.5	147.1	238.4	268.8	301.7	271.3	200.3	420.9	514.7	557.8	205.4
90°	0.0	0.0	0.0	0.0	0.0	0.0	0.0	0.0	0.0	0.0	0.0



REPORT NUMBER: P455660

CATALOG NUMBER: GLAN-SA6D-760-U-T2

CANDELA DISTRIBUTION (continued):

	90°	95°	105°	115°	125°	135°	145°	155°	165°	175°	180°
0°	5662.2	5662.2	5662.2	5662.2	5662.2	5662.2	5662.2	5662.2	5662.2	5662.2	5662.2
2.5°	5695.1	5667.2	5568.3	5487.2	5411.1	5327.5	5256.5	5236.2	5218.4	5210.8	5208.3
5°	5748.4	5664.7	5469.4	5309.7	5182.9	5066.3	4992.7	4959.8	4926.8	4926.8	4937.0
7.5°	5824.4	5672.3	5370.6	5132.2	4972.5	4863.4	4810.2	4805.1	4812.7	4820.3	4822.9
10°	5908.1	5667.2	5226.0	4929.4	4787.4	4736.6	4739.2	4782.3	4822.9	4853.3	4858.4
12.5°	5989.3	5636.8	5056.1	4739.2	4647.9	4658.0	4729.0	4825.4	4904.0	4947.1	4949.6
15°	6080.5	5588.6	4850.7	4559.1	4528.7	4607.3	4739.2	4886.2	5005.4	5076.4	5084.0
17.5°	6156.6	5507.5	4635.2	4384.2	4422.2	4566.7	4749.3	4939.5	5084.0	5172.8	5188.0
20°	6242.8	5403.5	4412.1	4216.8	4325.9	4521.1	4729.0	4934.4	5084.0	5170.2	5190.5
22.5°	6311.3	5256.5	4199.1	4079.9	4239.6	4465.3	4660.6	4825.4	4947.1	4992.7	5023.2
25°	6339.2	5071.3	3998.8	3968.3	4171.2	4374.0	4505.9	4599.7	4637.7	4632.7	4645.4
27.5°	6324.0	4858.4	3826.3	3879.6	4085.0	4232.0	4298.0	4290.4	4221.9	4158.5	4188.9
30°	6260.6	4604.8	3681.8	3788.3	3973.4	4054.5	4044.4	3945.5	3816.2	3697.0	3704.6
32.5°	6146.5	4330.9	3547.4	3684.3	3816.2	3851.7	3783.2	3653.9	3468.8	3314.1	3291.3
35°	6050.1	4069.8	3428.2	3565.2	3659.0	3641.2	3575.3	3407.9	3240.6	3103.7	3080.8
37.5°	6034.9	3846.6	3314.1	3430.8	3484.0	3458.7	3377.5	3235.5	3174.7	3070.7	3058.0
40°	6116.0	3689.4	3197.5	3288.8	3314.1	3293.8	3205.1	3124.0	3179.7	3154.4	3154.4
42.5°	6336.7	3605.7	3093.5	3146.8	3167.1	3182.3	3118.9	3050.4	3118.9	3002.2	2964.2
45°	6686.6	3608.3	2999.7	3007.3	3068.2	3121.4	3078.3	2976.9	2941.4	2708.1	2662.5
47.5°	7201.3	3694.5	2923.6	2875.5	2984.5	3073.2	3012.4	2865.3	2708.1	2553.4	2525.5
50°	7802.3	3849.2	2855.2	2738.5	2872.9	3012.4	2966.7	2794.3	2632.0	2538.2	2520.5
52.5°	8469.2	4044.4	2771.5	2586.4	2736.0	2984.5	2976.9	2784.2	2561.0	2497.6	2482.4
55°	9293.2	4237.1	2667.5	2408.9	2614.3	2961.7	2949.0	2700.5	2545.8	2500.2	2495.1
57.5°	10251.7	4516.0	2517.9	2228.9	2474.8	2867.8	2840.0	2649.8	2495.1	2462.1	2459.6
60°	11796.0	4949.6	2304.9	2064.0	2332.8	2703.0	2738.5	2563.6	2414.0	2406.4	2403.8
62.5°	13827.0	5558.2	2084.3	1894.1	2168.0	2490.0	2591.5	2446.9	2327.7	2365.8	2370.9
65°	16631.5	6070.4	1856.1	1749.6	1985.4	2284.6	2452.0	2337.9	2231.4	2304.9	2304.9
67.5°	18459.7	6080.5	1648.2	1600.0	1800.3	2112.2	2304.9	2208.6	2107.1	2231.4	2236.5
70°	18079.4	5327.5	1475.8	1442.8	1620.3	1927.1	2142.6	2066.6	1949.9	2061.5	2020.9
71°	17465.7	4909.1	1407.3	1381.9	1549.3	1838.4	2066.6	2003.2	1886.5	1960.1	1937.3
72.5°	16487.0	4262.5	1295.7	1300.8	1442.8	1726.8	1960.1	1894.1	1777.5	1818.1	1810.5
75°	13936.1	3722.4	1108.1	1130.9	1239.9	1536.6	1747.1	1696.4	1577.2	1577.2	1569.6
77.5°	8712.6	2601.6	920.4	933.1	1052.3	1316.0	1501.1	1458.0	1343.9	1305.9	1295.7
80°	3250.7	1343.9	720.1	735.3	808.9	1037.1	1242.5	1201.9	1085.3	1042.2	1001.6
82.5°	1229.8	674.5	530.0	517.3	595.9	791.1	973.7	925.5	834.2	730.3	699.8
85°	464.0	334.7	324.6	314.4	349.9	469.1	603.5	593.3	497.0	423.5	415.9
87.5°	121.7	109.0	126.8	93.8	98.9	88.7	91.3	38.0	17.7	7.6	5.1
90°	0.0	0.0	0.0	0.0	0.0	0.0	0.0	0.0	0.0	0.0	0.0

(END OF REPORT)